

ISUZU



N60 **B**

NAMIBIA

SINGLE **4x2/4x4**

N 60 B

NAMIBIA

SINGLE 4x2/4x4

ISUZU reserves the right to change specifications and equipment without notice. Details of specifications and equipment mentioned or shown in this brochure may be subject to change to meet local conditions and government requirements. Please contact your local ISUZU dealer for more details of any changes that may be required.

Note: Actual vehicle body colors may vary slightly from the colors in the photographs printed in this brochure.

ISUZU
D-MAX

CONTENTS

D-MAX SINGLE

60 years of history	4
The future is now	8
Engine	10
Wading capacity	12
Towing capacity	14
Driving comfort	16
Stunning exteriors	18
New lines	20
New interior	22
Active safety	24
Passive safety	26
Modern practicality	29
Pick-up loading capacity	30
Colors	34
Equipment available	36



ISUZU



Founded in 1916, Isuzu Motors is Japan's longest-running commercial vehicle manufacturer and the world's leading manufacturer of commercial vehicles and industrial engines. It was 1934 when Tokyo Ishikawajima Shipbuilding & Engineering Co. Ltd merged with Dot Automobile Manufacturing Inc. and took on the new name of Automobile Industries Co., Ltd. The company became the subject of interest of the Japanese government who then proposed to give the main car a brand new name. The name chosen was Isuzu, after the Isuzu river that flows through the Ise Grand Shrine and to which many traditional songs and poems are dedicated.

The very first Isuzu pick-up dates back to the early 1960s.

By the beginning of the eighties, the Isuzu brand was officially recognized worldwide: the Isuzu Pick-up starts to become known to the general public.

In 1986, Isuzu achieved the export of 3 million units.

The nineties marked the success of Pick-Up sales. As part of a general corporate reorganization, the new Isuzu D-Max Pick-Up was officially launched on the Thai market in May 2002 and quickly reached their sales record. Marketing of the D-Max began in Europe the following year. Since 2004, Isuzu has been recognized as the world leader in pick-up production.

2012 saw the relaunch of the D-Max: in June the D-Max "All New" generation entered the European market.

So, we have now come to celebrate 60 years of ISUZU in the Pick-up world!



1961 ISUZU ELFIN



1963 ISUZU WASP



1972 ISUZU FASTER



1981 ISUZU PUP



1996 ISUZU SPARK



2002 ISUZU D-MAX



2006 ISUZU D-MAX



2010 ISUZU D-MAX



2012 ISUZU D-MAX



2017 ISUZU D-MAX



2020 ISUZU D-MAX N60

ISUZU

60 YEARS
BY YOUR SIDE

ISUZU IS ONE OF THE WORLD LEADERS
IN PICK-UP MANUFACTURE AND SALE.
**THE D-MAX ISUZU IS DISTRIBUTED
TO MORE THAN 120 COUNTRIES.**



ISUZU

ISUZU



DID YOU KNOW THAT... ISUZU HAS SUBJECTED
THE NEW D-MAX TO A SERIES OF **TESTS FOR A
TOTAL OF 4,000,000 KM WHICH IS EQUIVALENT
TO 100 TIMES AROUND THE WORLD!**

ISUZU
D-MAX

8



N 60 B
NAMIBIA
SINGLE **4x2/4x4**



ISUZU

THE FUTURE IS NOW

With the new D-Max Single N60B, ISUZU wants to be a benchmark in the Pick-Up market with a payload of 1 ton.

A completely revised exterior and interior design, substantial innovations to the engine, gearbox, chassis, bodywork, Infotainment system and advanced safety and driving aid systems, without leaving aside the Off-Road capabilities which have also been further improved.

With ADAS safety systems, the future is now!

Photo does not comply with contractual standards

ISUZU
D-MAX

POWERFUL AND GREEN

ENGINE

Straight-four with dual overhead camshaft and 16v, timing chain and common rail electronic injection. Electro-actuated variable geometry turbocharger, water cooled intercooler and exhaust gas recirculation via dual EGR cooler.

The new D-Max Single N60B engine has kept the architecture of the previous model as well as the reliability that has always set ISUZU engines apart.

The power and torque values are unchanged but a series of latest generation technical innovations (Start&Stop, low pressure EGR system, SCR system...), alongside an increase in maximum fuel injection pressure by 25%, further improves the efficiency by minimizing fuel consumption and NOx and CO2 emissions.

(WLTP) values are*:

- CO2 (Combined Cycle) on 4x2 M/T gearbox is 212 g/km and 8,1 l/100km fuel consumption;

- CO2 (Combined Cycle) on 4x4 M/T gearbox is 216 g/km and 8,2 l/100km fuel consumption.

The 14.5-liter, low-consumption AdBlue® tank guarantees excellent overall autonomy.

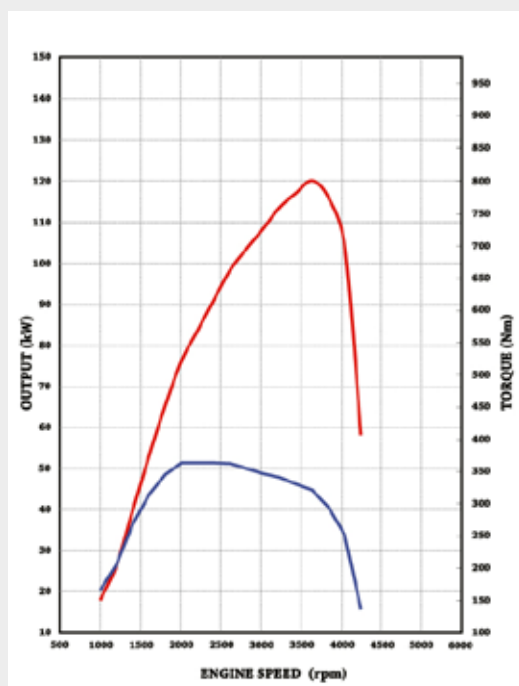
ISUZU always pays special attention to the environment: the new D-Max Single N60B has a recycling rate of 92% and a potential recovery rate of 99.6%.

Power: 120 kW (164 CV) /3600 rpm #

Torque: 360 Nm /2000-2500 rpm #

Emissions: Euro 6d

#ISO NET



* The standard WLTP procedure, which replaced the previous NEDC (for the measurement of exhaust emissions and consumptions), provides new test conditions that more realistically reflect the actual conditions of use of the vehicle.


The fuel consumption and CO2 emissions measured according to this new test cycle are in many cases higher than those measured according to the NEDC cycle.

Please note that in addition to engine performance also driving style and other non-technical factors determine fuel consumption and CO2 emissions.

The graph shows the characteristic curves of Power in red and Torque in blue of the RZ4E engine



11



ISS (Idling Start & Stop)

The reduction in fuel consumption also comes from here; the electrical system (alternator, starter motor and battery) has been designed to ensure maximum operational reliability. NB: The air conditioning works even when the Start&Stop function is active.

LP-EGR

LP-EGR (Low Pressure EGR)

The EGR system is the only system that reduces NOx production during the combustion phase. With the addition of low-pressure exhaust gas recirculation, the overall efficiency is significantly higher than a classic EGR system.

SCR

SCR (Selective Catalytic Reduction)

this exhaust gas after-treatment system, initially developed for the Truck world, is combined with the LNT system (Lean NOx Trap, introduced on the previous version of D-Max) and allows for optimal efficiency in reducing NOx.

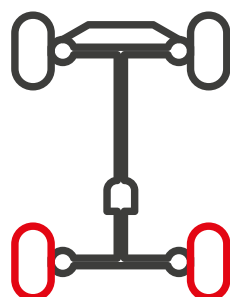


WADING

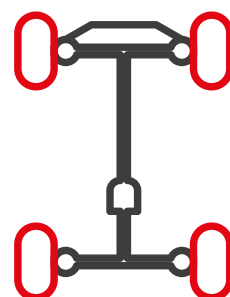
CAPABILITY

The new D-Max N60 Single B, does not deny its origins; the off-road vehicle stays in its natural habitat. The minimum ground clearance, the intake system and the rear differential breather have been redesigned and ensure a wading capacity of 800mm on the new D-Max N60 Single.

Available in two versions




4x2




4x4

MAXIMUM

DEPTH: 800mm



13




HDC

Hill Descent Control



HSA

Hill Start Assist



TCS

Traction control system

WADING

CAPACITY

Towing capacity of 2,500 kg (4x2), 3500 kg (4x4). The first gear of the manual transmission is designed very short so as to start easily under any load condition, even on the steepest of hills.

The new TSC function allows you to safely tow a trailer even at high cruising speeds, by automatically acting on the braking system of your D-Max to reduce vibrations caused by external forces on the trailer (eg side wind)".





COMFORT


BEHIND THE WHEEL

The cab, chassis and suspension structures have been revised. The structural elements of the cab are built with high-strength steels thus combining lightness and strength.

The chassis comes with an additional cross bar to increase safety in the event of side collisions, as well as bigger cross members; the torsional stiffness of the frame also boasts a 20% increase.

The cab mounts are a new type (shear) and guarantee a leap forward in driving comfort; vibrations and roughness of the road are optimally damped. The overall soundproofing characteristics of the passenger compartment (from external noise and aerodynamic rustling) have been revolutionized thanks also to new internal seals on the doors and centre pillar, in addition to new insulation materials.

16



N 60 B
NAMIBIA
SINGLE **4x2/4x4**



Suspension

The front (independent) and rear (leaf spring) suspensions have undergone improvements: the upper triangle of the front suspension has been repositioned higher to reduce roll when cornering, and the rear three-leaf suspension is more comfortable with a different calibration of the shock absorbers.



Front brakes

The front brake discs are ventilated and bigger (diameter +20mm) compared to the previous model.



Tires

The standard tires on the new D-MAX N60 are wider (265mm) than the previous model (255mm). The Low Rolling Resistance technology saves fuel by ensuring optimal grip even in unfavorable ground conditions thanks to the innovative tread design.



Rear brakes

The rear brakes are drum. This mixed braking system (disc and drum) allows you to combine the advantages of both technical solutions whilst also ensuring excellent braking capacity even under full load conditions.

STUNNING

EXTERIOR

18

Robust and reliable

Available in 4x2 or 4x4 versions, the new ISUZU D-Max Single N60B is your ideal workhorse. The new, more aggressive design, the increased body height and the new more aerodynamic lines mean that both fuel consumption and aerodynamic vibrations at high speed are contained.



Athermic windshield (IR - UVA - UVB)



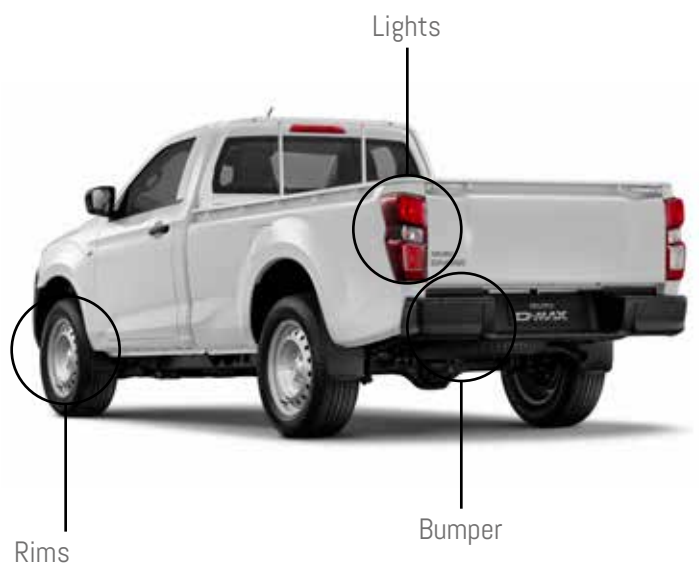
Windscreen wipers with rain sensors

ISUZU



Photo does not comply with contractual standards

New in 2020



ISUZU
D-MAX

NEW

LINES

20



Indicators with lane change function

Use the indicator "lane change" mode (3x flashes) by moving the arrow lever slightly.

ISUZU



ISUZU
D-MAX

NEW

INTERIOR

Details

New design. More space in the cab with easier entry and exit. Interior comfort. Multiple adjustments to the driver seat (new lumbar and height adjustment). Steering wheel height and depth adjustment with steering wheel controls. All of this allows you that comfortable driving condition you've been looking for!

NB: Standard equipment may vary depending on the model chosen.

22



New instrument cluster with color display.



Electric power steering. Steering assistance is better in all driving conditions: at low speeds (lighter steering) and high speeds (harder steering), thus increasing driving comfort and safety. Another great advantage is that there is no routine maintenance on the power steering components.



Seat tilt adjustment.



TILT & TELESCOPIC STEERING WHEEL

Steering wheel height and depth adjustment.

PASSIVE

SAFETY

You are always at the forefront

As with our entire range, the ISUZU D-Max Single N60B also features the most advanced safety technologies: Anti-lock braking system (ABS), Electronic Stability Control with TCS, Front Collision Warning (FCW), Autonomous Emergency Brake (AEB), Traffic Sign Recognition (TSR), Manual Speed Limiter (MSL), Intelligent Speed Limiter (ISL), Driver Monitoring, Line Departure Warning System (LDWS), Line Departure Prevention (LDP), Multi Collision Brake and the emergency call e-Call are all included in the D-Max Single N60B series.

24

ISUZU D-Max Single N60B is also equipped with steering wheel controls that integrate the radio, bluetooth hands-free kit to manage phone calls and to set the Cruise Control or speed limiter. The new chassis with the addition of a new cross bar increases safety in the event of side collisions. The increase in size of the side cross members also increases the torsional rigidity of the chassis by 20%.



FCW, AEB, Turning assist



Speed assisted TSR



Speed assisted ISL



Speed assisted MSL



Automatic High Beam AHB



Auto Headlight Module



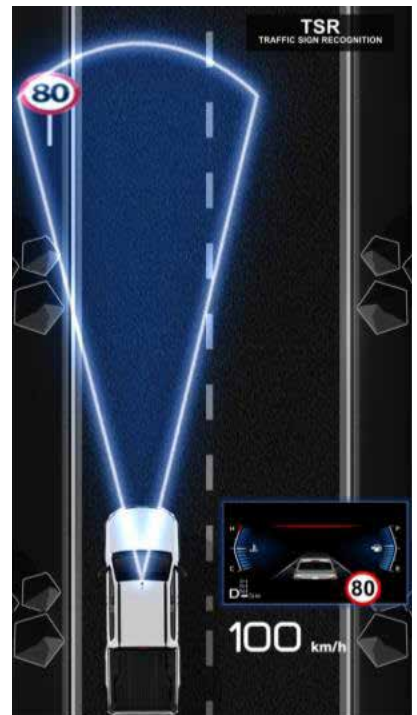

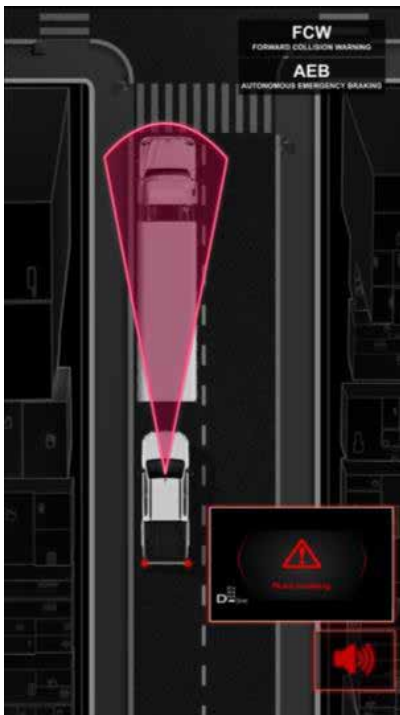
MCB Multi Collision Brake



LDWS, LDP



ISUZU



ISUZU
D-MAX

PASSIVE SAFETY

INTERIOR

The Airbag equipment is richer: all models are equipped with the driver's knee airbag. ISUZU D-max Single N60B models are equipped with 7 Airbags.



7 Airbags



Passenger airbag can be deactivated



ESS: Emergency Stop Signal, in the event of emergency braking, the indicators flash to warn rear vehicles of a dangerous situation

26

Built to last

The structure of the cab, chassis and suspension has been revised and now the D-Max Single N60B features a passenger compartment and a load compartment built with ultra-high-strength steels and new progressive deformation points, thus combining lightness and strength.

The towing capacity of the 4X4 version is 3500 kg (with braked trailer) and the maximum mass allowed on the axles has also increased: +100 kg front and +40 kg rear*.

The towing capacity of the 4X2 version is 2500 kg (with braked trailer) and the maximum mass allowed on the axles has also increased: +200 kg front and +40 kg rear*.

*Compared to previous model



ISUZU


AIRBAG



N 60 B
NAMIBIA
SINGLE 4x2/4x4

MODERN

PRACTICAL



Battery saving function

When the ignition is off, the dipped headlights and sidelights turn off automatically (to avoid draining the battery) as soon as the driver's door is opened or as soon as all the doors are locked via remote control.



Cruise control

Allows you to set the vehicle's cruising speed (in increments of 1 km/h) to facilitate more comfortable and safe driving.



Follow me home

By moving the headlight lever forward when the ignition is off, the vehicle temporarily activates the dipped headlights and sidelights (for 30 seconds) to light the area around the vehicle.



PICK-UP


LOADING CAPACITY

The total ground mass increases to 3100kg for models with all-wheel drive (+ 100kg) *.
This means you are able to maintain a record payload of over 1 ton regardless of a slight increase in the tare weight of the vehicle.


*Compared to previous model



Builders



Gardeners




Law enforcement



Food delivery




Wine cellars



Transport companies



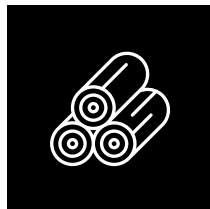
Painters




Beekeepers



Farms



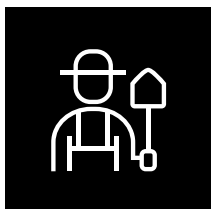
Timber




Mechanics



Skilifts



Farmers



Policemen



Firefighters



Forest fire fighting



31

1 130 kg



N60 *B*
NAMIBIA
SINGLE 4x2/4x4

ISUZU



Photo does not comply with contractual standards

28

**ISUZU
D-MAX**

COLORS

AVAILABLE

We each have our favorite color.
We make it available.



Red Spinel



Galena Gray

34



Valencia Orange



Mercury Silver

ISUZU



Sapphire Blue



Obsidian Gray



Splash White



Onyx Black

ISUZU
D-MAX

EQUIPMENT

AVAILABLE

Driving comfort

Start&Stop
Cruise control
Steering wheel controls
Electric mirrors
Athermic windshield (IR-UVA-UVB)
Rear fog lights
Steering wheel height and depth adjustment
Adjustable speed limiter (30-160 km/h)
Hill Start Assist and Hill Descent Control (HSA-HDC)
Air conditioning
Driver seat lumbar adjustment
Driver seat 6 manual adjustments

External/internal finishes

Front grille no color
Front bumper no color
Rear bumper no color
Door handles no colour
Steel rims
Side mirrors no color
Urethane shift lever
Urethane steering wheel with decoration

Interior comfort

Remote control locking
Front courtesy grab handle
Follow-Me-Home lighting
Automatic light switch-off

Audio

1 DIN Radio DAB +, USB, Bluetooth
Front door speakers

Driving safety

Anti-lock braking system (ABS)
Front Collision Warning (FCW)
Autonomous Emergency Brake (AEB)
Emergency Stop Signal (ESS)
Traffic Sign Recognition (TSR)
Manual Speed Limiter (MSL)
Intelligent Speed Limiter (ISL)
Electronic Stability Control with TCS
Driver Monitoring
Line Departure Warning System (LDWS)
Line Departure Prevention (LDP)
Multi Collision Brake
Windscreen wipers with rain sensor
Emergency call e-Call
7 Airbags
Passenger airbag can be deactivated
Auto headlight module with automatic high beams

For more information:

www.isuzu.it
www.isuzu.fr
www.isuzu.ch
www.isuzu.es
www.isuzuromania.com.ro
www.isuzutrucks.cz
www.isuzutrucks.sk
www.isuzutrucks.pl
www.isuzutrucks.hu
www.isuzu.si



ISUZU reserves the right to change specifications and equipment without notice. Details of specifications and equipment mentioned or shown in this brochure may be subject to change to meet local conditions and government requirements. Please contact your local ISUZU dealer for more details of any changes that may be required.

Note: Actual vehicle body colors may vary slightly from the colors in the photographs printed in this brochure.

Midi Europe recommends:  **Shell Lubricants**

